



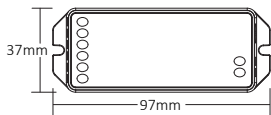
## Smart LED Control System

Model No.: FUT043A / FUT044A / FUT045A

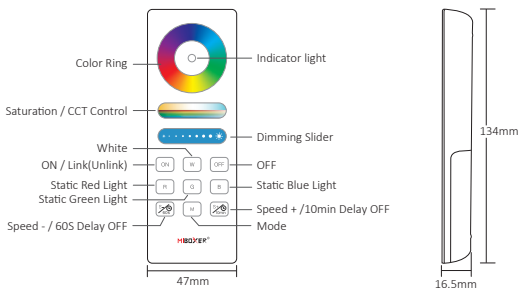
### 1. Features

Smart LED strip control system is our newly developed high-end LED controller controlled by wireless remote controller, also with smartphone control and 4G long distance control(2.4GHz gateway is needed). The controller has auto-transmitting and auto-synchronizing function and with RGB,RGBW and RGB+CCT output mode.

This controller adopt the widely used 2.4GHz wireless technology with the features of low power consumption, long signal transmitting and strong anti-interference, etc. One compatible remote control many controllers at the same time. Widely used on the controlling of hotel lighting and home lighting.



## 2. Products Key Diagram



Touch the color ring to change colors.



Under white light mode, adjust color temperature;  
Under color light mode, change color saturation.



Slide the brightness slider to adjust the brightness.



Press the button to get white light.



Touch ON button, turn on the linked device.



Touch OFF button, turn off the linked device.



Static red light.



Static blue light.



Static green light.



Dynamic mode switching button.




Accelerate the speed under present dynamic mode.  
Under static mode, Long press for 2 seconds, the light shine once, the light will be off after 10 minutes.

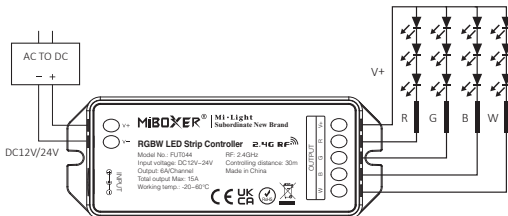


Slow the speed under present dynamic mode.  
Under static mode, long press for 2 seconds, the light shine once, the light will be off after 60 seconds.

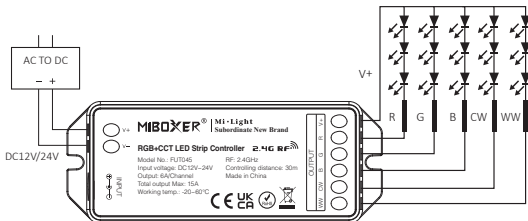
## 2. Controller connect to LED strip diagram



FUT043 Controller connect to RGB LED strip diagram



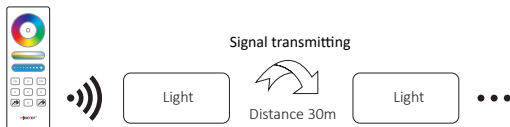
FUT044 Controller connect to RGBW LED strip diagram



FUT045 Controller connect to RGB+CCT LED strip diagram

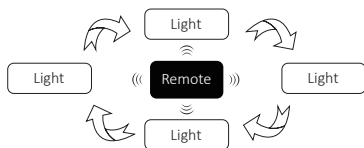
### 3. Signal transmitting

One light can transmit the signals from the remote control to another light within 30m, as long as there is a light within 30m, the remote control distance can be limitless.



### 4. Modes synchronization

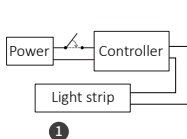
Different lights can work synchronously when they are started at different times, light by the same remote, under same dynamic mode and within 30m distance.



### 5. Linking Code / Unlinking Code Instructions

**Remark:** The light can be working after linking with the remote.

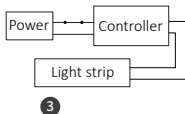
#### Linking Code Instructions



Switch off light, after 10 seconds then switch on again.



Short press " ON " button 3 times within 3 seconds when light on.



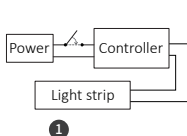
Lights blink 3 times slowly means linking is done successfully.



Linking failed if light is not blinking slowly, Please follow above steps again.

(Note: Light that have linked can't link again)

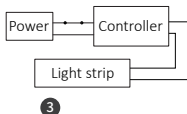
## Unlinking Code Instructions



Switch off light, after 10 seconds then switch on again.



Short press " ON " button 5 times within 3 seconds when light on.



Lights blink 10 times quickly means unlinking is done successfully.



Unlinking failed if light is not blinking quickly, Please follow above steps again.  
(Note: Light haven't linked that don't need to unlink)

## 6. Dynamic mode table

Number	Dynamic Mode	Brightness / Speed	Saturation
1	Colors gradual change	Adjustable	Adjustable
2	White light Gradual change		Unadjustable
3	RGB gradual change		Adjustable
4	Seven colors jump to change		
5	Jump to change randomly		
6	Red light gradual change +Flash 3 times		
7	Green light gradual change +Flash 3 times		
8	Blue light gradual change +Flash 3 times		
9	White light gradual change +Flash 3 times		Unadjustable

## 7. Scan QR code to watch video instruction



Smartphone app control  
(WL-Box1 video)



Third party voice control

## 8. Attention

1. Please check whether the voltage of the power supply is in accordance with the light, and please check the connection of both the cathode and anode, otherwise the light will be broken.
2. Please don't connect wires with power on. Please turn on again only when it is in right connection and no short circuit.
3. Non-professional user cannot dismantle the lighting fixtures directly.
4. Please do not use the light in the place with widely range metal area or strong electromagnetic wave nearby, otherwise, the remote distance will be seriously affected.

## Compatible with these remote controls (Purchased separately)



FUT089  
FUT089-B



FUT088



FUT092  
FUT092-B



FUT096  
FUT096-B



B8



B0 / B0-B



B3 / B3-B / T3



B4 / B4-B / T4



S2-B / S2-W  
S2-G



WL-Box1



Made in China