

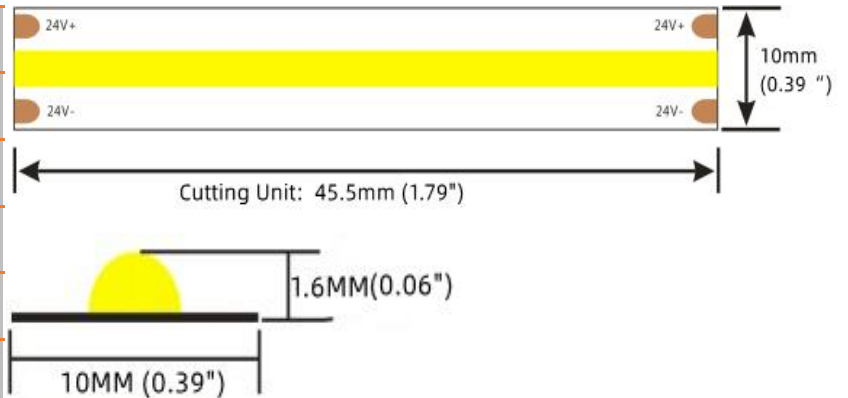
## ▼ General description

- Light line and dot-free with wide emitting angle
- High CRI Ra>90, super bright 95~110LM/W
- Easy installation and maintenance
- 2700K\3000K\4000K\6000K

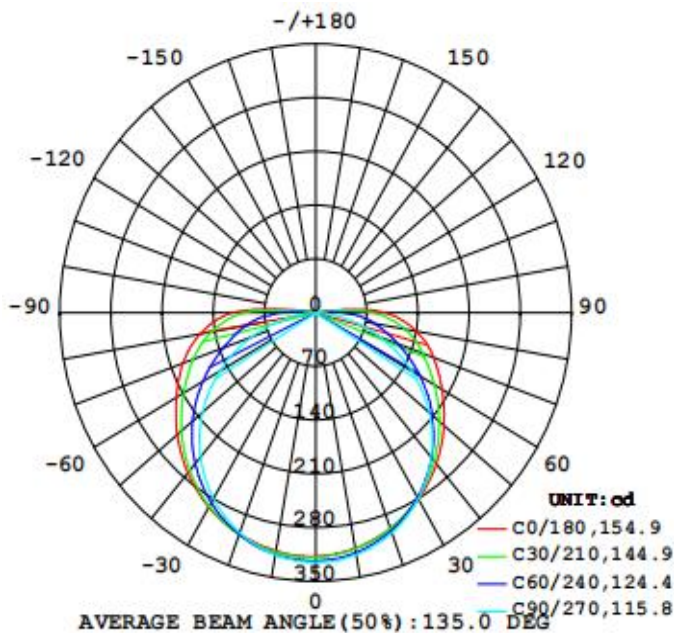


## ▼ Dimension

Length:	16.4' / 49.2' / 98.4'
Cutting unit:	45.5mm
Min. bend diameter:	Φ60mm
Mounting:	3M tape
IP rating:	IP33
※Warranty:	3 years



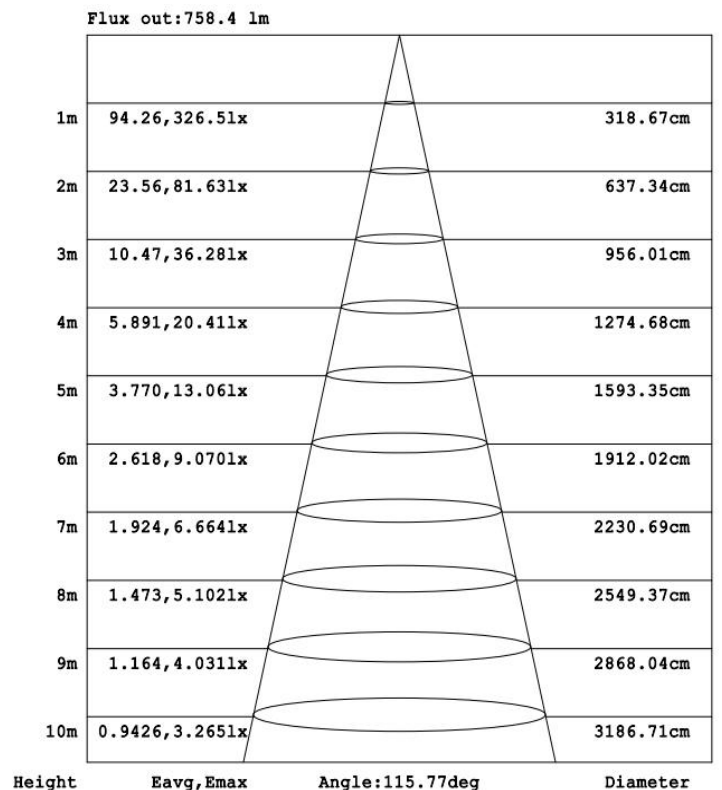
## LUMINOUS INTENSITY DISTRIBUTION DIAGRAM



### Photometric of 1M (4000K) strip

- ※Max.length data is based on 10% voltage
- ※Warranty is based on indoor use

## AAI Figure

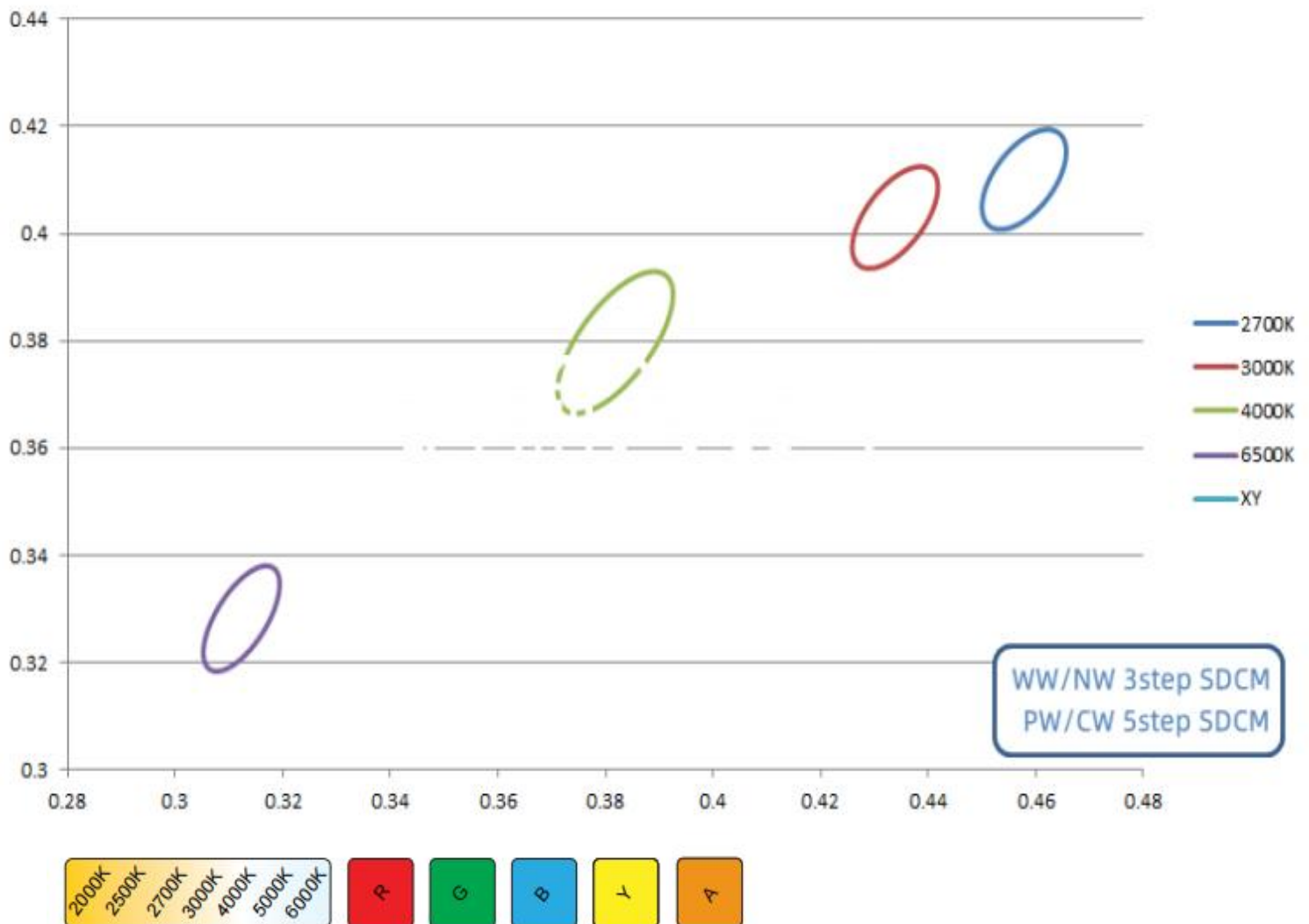


## ▼ General description

Input voltage:	24V DC	Rated current:	0.5A(1m) /2.3A(5m)		
Typical Power:	3.6W(1ft) /55.2W(16.4ft)	CRI:	>90		
Max.power:	12.9W (1M)	On-off times:	10000 (test times)		
Power range:	11.1-12.9W(1M)	Copper foil:	2oz		
CRI	Color	CCT	Lumen per Foot (lm/ft)	lm/W	Energy efficiency
Ra>90	SW	2700K	342	95	A+
Ra>90	WW	3000K	360	100	A+
Ra>90	NW	4000K	396	110	A+
Ra>90	CW	6000K	414	115	A+

- 1.The tolerance of output data can be vary up to 5%
- 2.The output data tested according to IES TM-30-15
- 3.The output data is based on IP20/1merter , data of 5m in only for reference
- 4.IP protection process leads changes to size, CCT and luminous flux

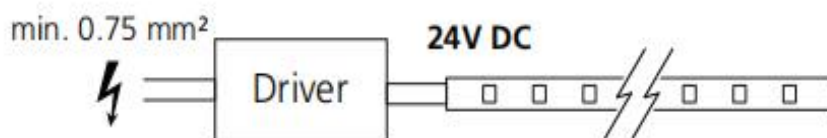
## ▼ BINNING



## ▼ Accessories Information

Name	Picture	Code	Description
Fixed Clip		N/A	Silicone clip , screw:PA 3*10mm suitable for 10mm FPC,IP67 waterproof strip
Connector		9541	Strip to Strip, used for single color COB LED strip PCB width: 10mm Wire: Not available
Connector		9542	Strip to wire, used for single color COB LED strip PCB width: 10mm Wire: UL AWG #20, 15cm length
Connector		9543	Strip to strip, used for single color COB LED strip PCB width: 10mm Wire: UL AWG #20, 15cm length

## ▼ Connect Method



## ▼ Precautions

※Please drive the led strip with 24VDC isolated power, and the ripple of the constant voltage source should be less than 5%.

※Please do not bend the strip into an arc with a diameter less than 60mm to ensure the longevity and reliability.

※Do not fold it in, it may damage LED beads.

※Do not pull the power wire hard to ensure the longevity. Any crash that may damage the LED light is prohibited.

※Please make sure the wire is connected to the anode and cathode correctly. The power output should be consistent with the voltage of the strip to avoid damage.

※LED lights should be stored in dry, sealed environment. Please only unpack it before usage. Ambient temperature: -25℃~40℃. Storage temperature: 0℃~60℃. Please use the strips without waterproof within indoor environment with humidity less than 70%.

※Please be careful during operation. Do not touch the AC power supply in case of electric shock.

※Please leave at least 20% power for the power supply during using to ensure there is enough power supply to drive the product.

※Do not use any acid or alkaline adhesives to fix the product (e.g.: glass cement).