

WiFi 5 in 1 LED Strip Controller

Model No.: WL5

1. Features

The controller is adopted by the most advanced PWM control technology, and has memory function(The light status will keep same as the status before you turn off the light); Wireless and 4G controlled by MiBoxer app.



16 Millions of
colors to choose



Color temperature
adjustable



Dim brightness /
Saturation



2.4G RF wireless
transmission technology



WiFi wireless control
support long-range control



Timing setting / countdown
turn on / off LED light



Remote control
Control distance 30m



Smartphone
app control



Support third
party voice control

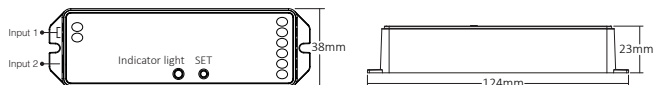


Group contro



Support scene
customization

2. Parameters



SET Button: Long press "SET" for 3 seconds; When red indicating light blink quickly, device reset and go into Smart Link mode.

Switching Output Mode: Short press "SET" button to switch the output mode; The indicating lamp flickering means switching successfully; Different colors flickering correspond to different output mode; Details see below sheet.

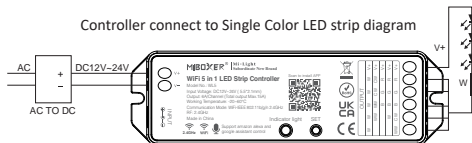
White Light Flickering	Yellow Light Flickering	Red Light Flickering	Green Light Flickering	Blue Light Flickering
Single Color Mode	Dual White Mode	RGB Mode	RGBW Mode	RGB+CCT Mode

Indicating light instruction:

Red light always-on	Red light blinking	Green light always-on	Green light blinking	Yellow light blinking
Disconnected from network	Smart Link mode	Networking successfully	Received signal	Device malfunction

Controller connect to LED strip diagram

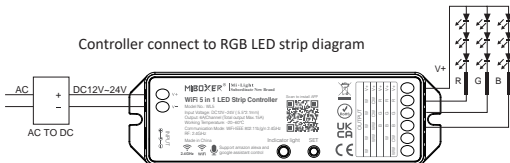
Controller input voltage must be in accordance with the required voltage of LED Strips.



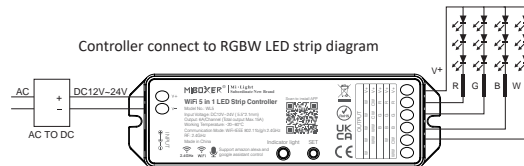
Controller connect to CCT LED strip diagram



Controller connect to RGB LED strip diagram



Controller connect to RGBW LED strip diagram



Controller connect to RGB+CCT LED strip diagram



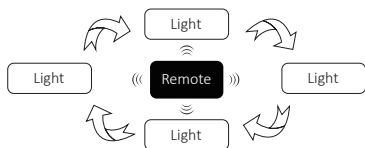
3. Signal transmitting

One light can transmit the signals from the remote control to another light within 30m, as long as there is a light within 30m, the remote control distance can be limitless.



4. Modes synchronization

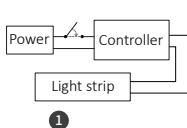
Different lights can work synchronously when they are started at different times, light by the same remote, under same dynamic mode and within 30m distance.



5. Linking Code / Unlinking Code Instructions

Remark: The light can be working after linking with the remote.

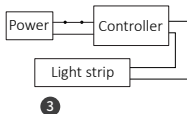
Linking Code Instructions



Switch off light, after 10 seconds then switch on again.



Short press " I " button 3 times within 3 seconds when light on.

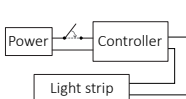


Lights blink 3 times slowly means linking is done successfully.



Linking failed if light is not blinking slowly, Please follow above steps again.
(Note: Light that have linked can't link again)

Unlinking Code Instructions



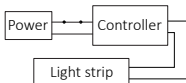
1

Switch off light, after 10 seconds then switch on again.



2

Short press " I " button 5 times within 3 seconds when light on.



3

Lights blink 10 times quickly means unlinking is done successfully.



Unlinking failed if light is not blinking quickly, Please follow above steps again.
(Note: Light haven't linked that don't need to unlink)

Compatible with these remote controls (Purchased separately)



FUT089
FUT089-B



FUT088



FUT092
FUT092-B



FUT096
FUT096-B



FUT006



FUT007



FUT087
FUT087-B



S1-B / S1-W
S1-G



S2-B / S2-W
S2-G



B8



B0 / B0-B



B1 / B1-B / T1



B2 / T2



B3 / B3-B / T3



B4 / B4-B / T4



K1 / K1-B

6. Scan QR code to watch video instruction



Smartphone app control
(WL5 video)



Third party voice control

7. Attention

1. Please check whether the voltage of the power supply is in accordance with the light, and please check the connection of both the cathode and anode, otherwise the light will be broken.
2. Please don't connect wires with power on. Please turn on again only when it is in right connection and no short circuit.
3. Non-professional user cannot dismantle the lighting fixtures directly.
4. The working temperature is -20°C ~ 60°C ; Do not use the device to direct sunlight, moist and other high temperature area.
5. Please do not use the light in the place with widely range metal area or strong electromagnetic wave nearby, otherwise, the remote distance will be seriously affected.

Made in China



Light can not
use in humid area