

LED Flexible Strip




LM79 CRI90+
LM80 TRUE COLORS 

Description

The 6474 Long series has been engineered to long runs, up to 50 ft in a single run. This LED strip has a built in internal constant current circuit. This allows the LED strip to emit light for a long series connection without dimming at the end of the run. It is cuttable every 2 inches. This LED strip also has a +90 CRI for maximum light accuracy. The light it recommended for medium lighting applications such as under cabinet lighting, display lighting, and cove lighting.

Product Specifications

Input Voltage	24 V DC
Limiting Control Method	CV-Constant Voltage
Power Consumption	3.07 W/ft
Beam Angle	120°
Cuttable Segments	2 in (50 mm) for 24V
Reel Length	49.2 ft/ 15 m
Segment Width	0.39 in (10 mm)
Luminous Flux Maintenance	75,000 hrs
Dimming	DMX PWM, RF PWM, 0-10V, MLV, Incandescent
Warranty	3 Years Limited
Certifications	 UL Listed, E467088
Operating Temperature	-20°F to 120°F
Mounting	Non-Porous: 3M double sided Tape
LED Chip Type	High Quality SMD 2835
LED Density	36 LEDs/ft/120 LEDs/m
Board Type/Color	3 oz Density, White PCB

Nominal CCT (K)	Luminous Flux (lm/ft)	Luminous Efficacy (lm/W)	CRI
2700 K	200	65	90+
3000 K	205	66	90+
4000 K	233	75	90+
6000 K	255	79	90+


IP22

Ordering Guide

Series	CCT	Voltage	Length
6474	XX	XX	XX Long

1 - Contact Richee for exact warranty period and policy.

2 - Lumen output are measured according to PMS 80, with a tolerance of +/- 5%

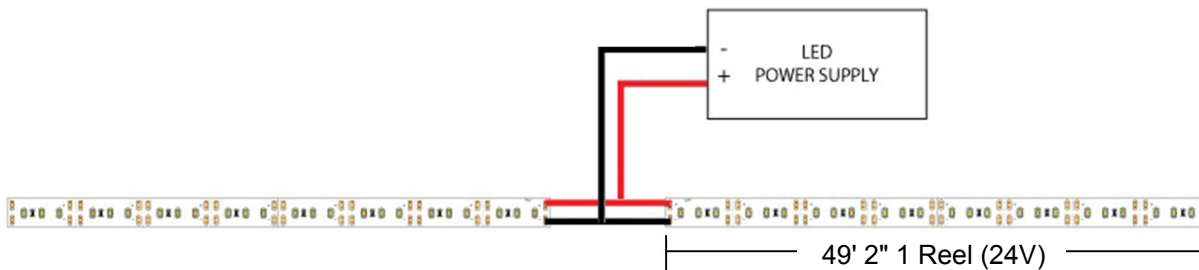
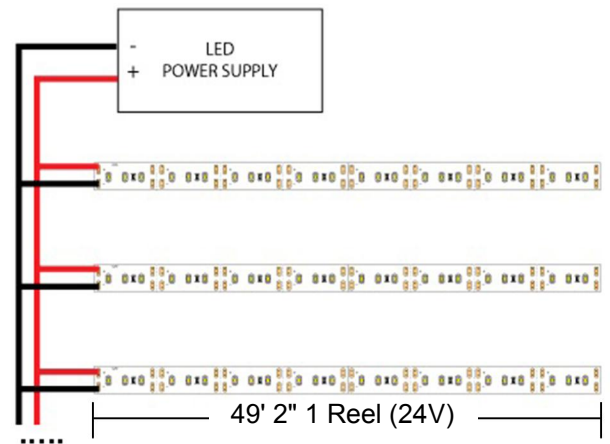
3 - Standard package: 5m/roll

Parallel Connection Guide

Parallel connections are strongly recommended for LED Strip installation. It is important to not go over the recommended run length. The LED strip will start to dim after the recommended length and will damage the strip over time.

Middle Connection Guide

Middle connections are parallel connections that are used to create a longer singular line of LED strips. To prevent dimming a wire can be connected to the middle of the strip.



Double End Connection Guide

LED Strips can also be powered from both sides. This will double the length of the Max Run for your installation. Also two different power supplies can be used at each end to power the LED strips.

