

## LED Flexible Strip 6582-CRI90 Series



LM79  
LM80



The 6582 series raises the bar for LED Strip lighting. Its thick PCB board and high quality SMD2835 chips will ensure that it will last and remain bright. It is highly versatile, dimmable, and suitable for both lighting and accenting. Available in 24V and 2700K-6000K CCT. Bring out the true color of your spaces with high CRI +90 LED chips. Deliver all the versatility of LED Strips with the same quality of light from traditional lamps.

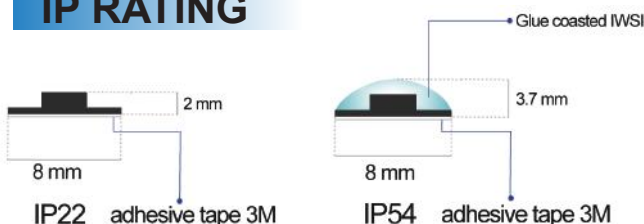
## Product Specifications

ITEM	Nominal CCT/WL	Luminous Flux (LM/FT)	Luminous Flux (lm/w)	CRI	Input Voltage	Cuttable Segments	Reel Length
6582-27K-24V-CRI90	● 2700K (27K)	275	78.6	90+	24V DC	4 in (100 mm)	16.4ft / 5M
6582-30K-24V-CRI90	● 3000K (30K)	275	78.6	90+	24V DC	4 in (100 mm)	16.4ft / 5M
6582-40K-24V-CRI90	● 4000K (40K)	290	82.9	90+	24V DC	4 in (100 mm)	16.4ft / 5M
6582-50K-24V-CRI90	● 5000K (50K)	290	82.9	90+	24V DC	4 in (100 mm)	16.4ft / 5M
6582-60K-24V-CRI90	● 6000K (60K)	290	82.9	90+	24V DC	4 in (100 mm)	16.4ft / 5M

- Limiting Control Method: CV - Constant Voltage
- Power Consumption: 3.50W/FT
- Beam Angle: 120°
- LED Density: 18LEDs/ft / 60LEDs/m
- Dimming: Dmx PWM, RF PWM, 0-10V, MLV Incandescent

- Operating Temperature: -20°F to 120°F
- Mounting Non-Porous: 3M double sided Tape
- Board Type/Color: 3oz Density, White PCB
- Luminous Flux maintenance: 75,000 hrs
- Segment Width: 0.31 in (8 mm)

## IP RATING

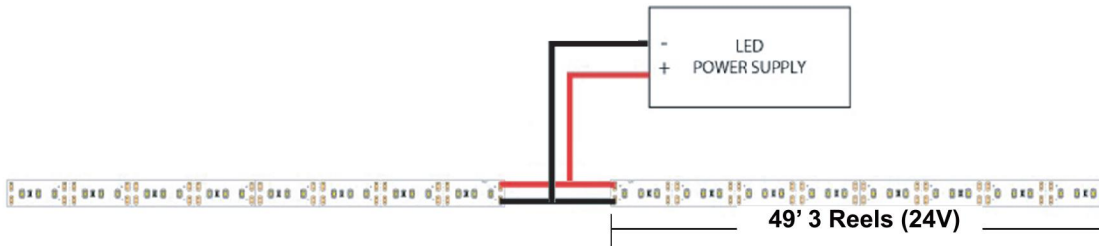
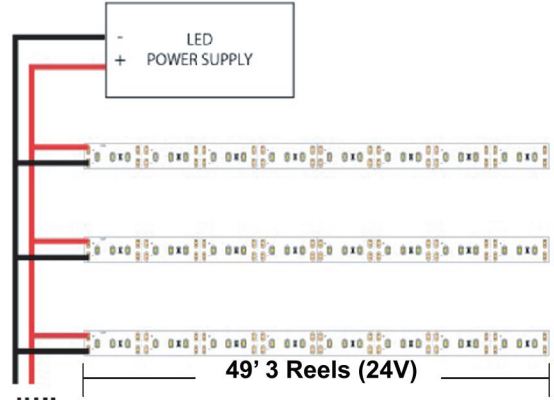


## Parallel Connection Guide

Parallel connections are strongly recommended for LED Strip installation. It is important to not go over the recommended run length. The LED strip will start to dim after the recommended length and will damage the strip over time.

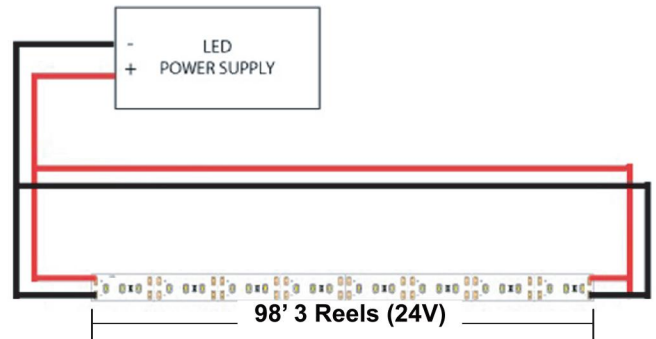
## Middle Connection Guide

Middle connections are parallel connections that are used to create a longer singular line of LED strips. To prevent dimming a wire can be connected to the middle of the strip.

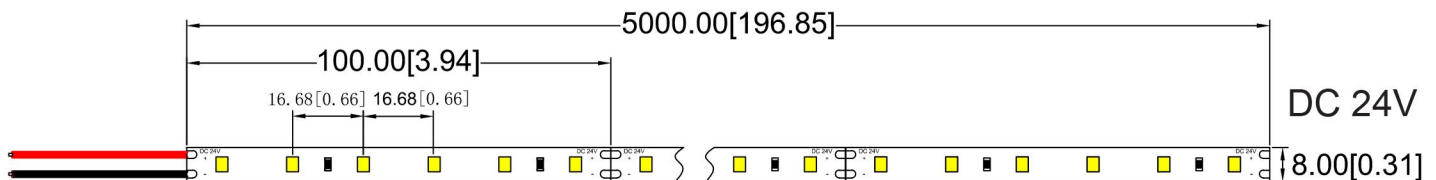


## Double End Connection Guide

LED Strips can also be powered from both sides. This will double the length of the Max Run for your installation. Also two different power supplies can be used at each end to power the LED strips.



## Mechanical Dimensions



Unit:mm [In]