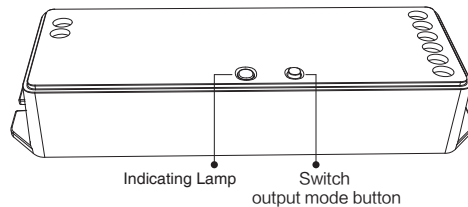


5 IN 1 Smart LED Controller

Model No.: LS2

Introduction

5 in 1 (Single Color&CCT&RGB&RGBW&RGB+CCT) smart strip controller is our newly developed high-end LED controller controlled by wireless remote controller, also with smartphone control and 4G long distance control (2.4GHz gateway is needed). The controller has auto-transmitting and auto-synchronizing function and with brightness, CCT, RGB, RGBW and RGB+CCT output mode. This controller adopt the widely used 2.4GHz wireless technology with the features of low power consumption, long signal transmitting and strong anti-interference,etc. One compatible remote control many controllers at the same time. Widely used on the controlling of hotel lighting and home lighting.



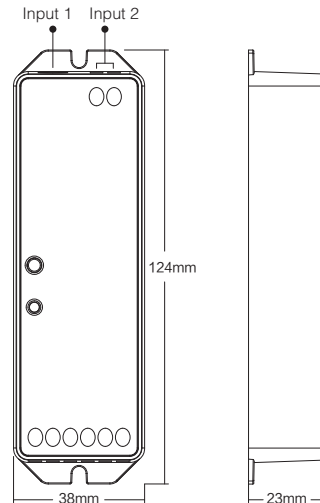
Indicating lamp showing instruction

Indicating Lamp Color	Output Mode
White Light	Single Color Mode
Yellow Light	Dual White Mode
Red Light	RGB Mode
Green Light	RGBW Mode
Blue Light	RGB+CCT Mode

Technical Data

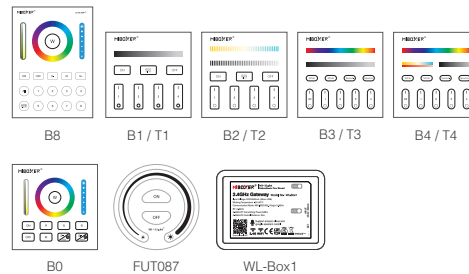
Model No.: LS2
Working Temperature: -20~60°C
Input Voltage: DC12V~24V
Output: 6A/Channel
Total Output: Max 15A

Connection: Common anode
RF: 2.4GHz
Control Distance: 30m
Size: 124*38*23mm
Weight: 60g



Remote Controller

Compatible with these remote controls (Purchased separately).
For more details, pls read the remote instruction.



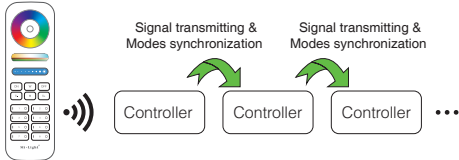
⚠ Lighting can be working after linking with remote; for more details, pls read the remote instruction.

Signal transmitting

One lighting fixture can transmit the signals from the remote control to another lighting fixture within 30m, as long as there is a lighting fixture within 30m, the remote control distance can be limitless.

Modes synchronization


Different lighting fixture can work synchronously when they are started at different times, controlled by the same remote, under same dynamic mode and within 30m distance.




Dynamic Mode Sheet

Number	Dynamic Mode	Brightness / Saturation / Speed
1	Mardi gras	Adjustable
2	Automatic color change	
3	Sam	
4	Gemstone	
5	Twilight	
6	American	
7	Fat tuesday	
8	Party	
9	Slow color splash	


Controller connect to LED strip diagram



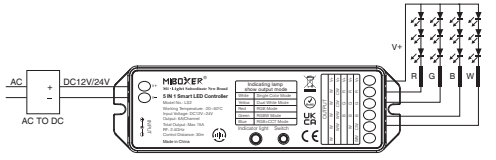
Controller connect to Single Color LED strip diagram



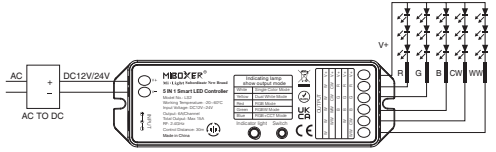
Controller connect to CCT LED strip diagram



Controller connect to RGB LED strip diagram




Controller connect to RGBW LED strip diagram



Controller connect to RGB+CCT LED strip diagram

Attention

- 1. Please check whether the input voltage of the constant voltage power supply is in accordance with the controller, and please check the connection of both the cathode and anode, otherwise the controller will be broken.
- 2. Please don't connect wires with power on. Please turn on again only when it is in right connection and no short circuit.
- 3. Please do not use the controller in the place with widely range metal area or strong electromagnetic wave nearby, otherwise, the remote distance will be seriously affected .

 Controller not suitable for use under moisture



Made in China