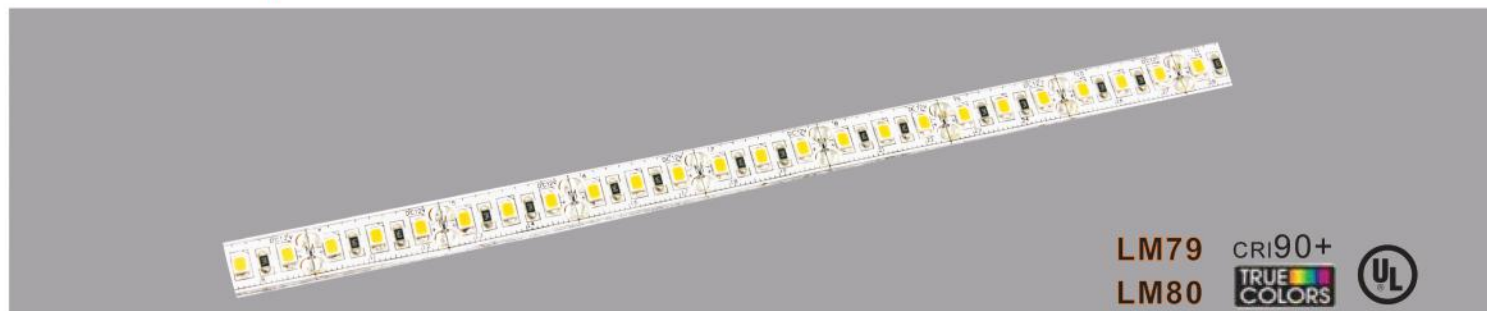


LED Flexible Strip




LM79 CRI90+
LM80 TRUE COLORS 

Description

The 6712 series raises the bar for LED Strip lighting. Its thick PCB board and high quality SMD2835 chips will ensure that it will last and remain bright. It is highly versatile, dimmable, and suitable for both lighting and accenting. Available in a variety of voltages and color temperatures. Bring out the true color of your spaces with high CRI +90 LED chips. Deliver all the versatility of LED Strips with the same quality of light from traditional lamps.

Product Specifications

Input Voltage	24 V DC
Limiting Control Method	CV-Constant Voltage
Power Consumption	7.32 W/ft
Beam Angle	120°
Cuttable Segments	2 in (50 mm) for 24V
Reel Length	16.4 ft / 5 m / 98.4 ft / 5 m
Segment Width	0.39 in (10 mm)
Luminous Flux Maintenance	75,000 hrs
Dimming	DMX PWM, RF PWM, 0-10V, MLV, Incandescent
Warranty	5 Years Limited
Certifications	 UL Listed, E467088
Operating Temperature	-20°F to 120°F
Mounting	Non-Porous: 3M double sided Tape
LED Chip Type	High Quality SMD 2835
LED Density	36 LEDs/ft/120 LEDs/m
Board Type/Color	3 oz Density, White PCB

Nominal CCT (K)	Luminous Flux (lm/m)	Luminous Efficacy (lm/W)	CRI
2700 K	476	65	90+
3000 K	490	67	90+
4000 K	578	79	90+
6000 K	564	77	90+


IP22

Ordering Guide

Series	CCT	Voltage	IP Rating	
6712	XX	XX	XX	CRI90

1 - Contact Richee for exact warranty period and policy.

2 - Lumen output are measured according to PMS-80, with a tolerance of +/- 5%.

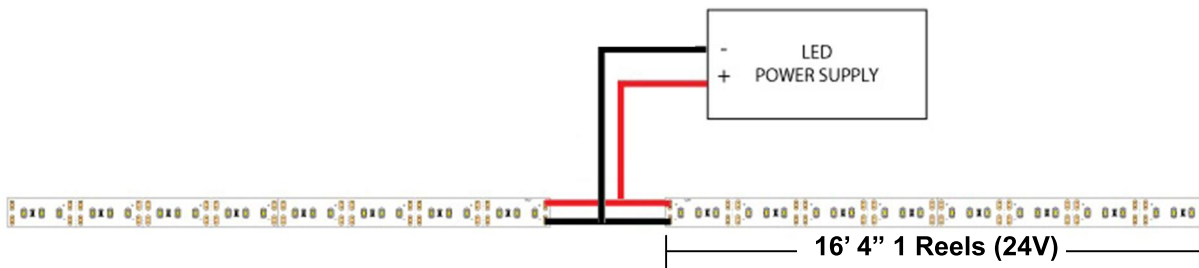
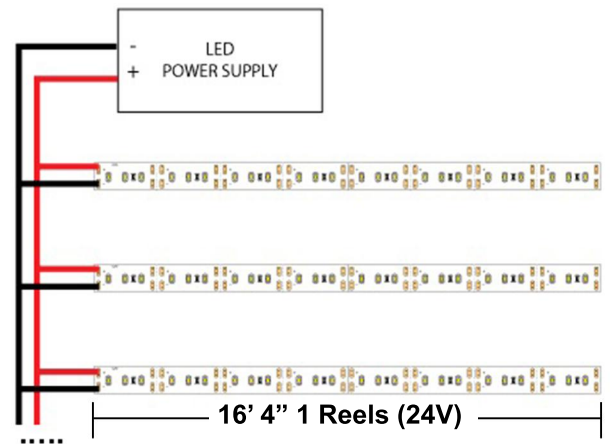
3 - Standard package: 5m/roll.

Parallel Connection Guide

Parallel connections are strongly recommended for LED Strip installation. It is important to not go over the recommended run length. The LED strip will start to dim after the recommended length and will damage the strip over time.

Middle Connection Guide

Middle connections are parallel connections that are used to create a longer singular line of LED strips. To prevent dimming a wire can be connected to the middle of the strip.



Double End Connection Guide

LED Strips can also be powered from both sides. This will double the length of the Max Run for your installation. Also two different power supplies can be used at each end to power the LED strips.

