

Total Solution of Direct Replacement of 50W

COB DOWN LIGHT

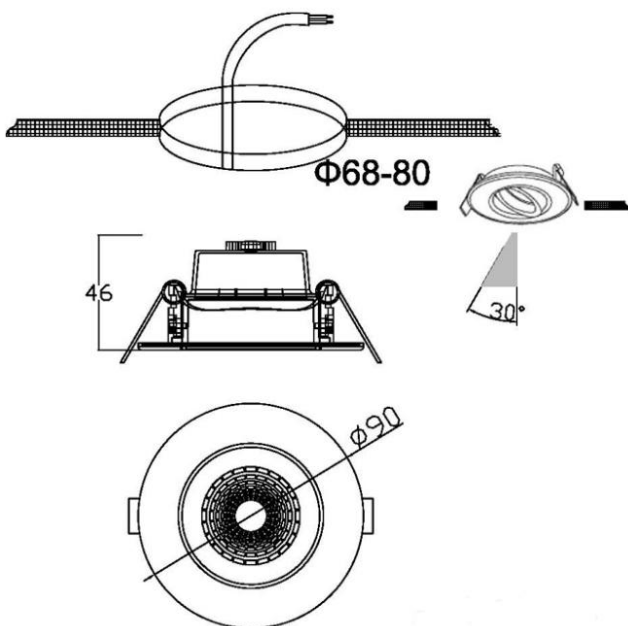


6W=50W ALU+PC

Product features

- ◆ Adopting high quality COB LED, lumens of natural white up to 530Lm, and of warm white up to 510Lm.
- ◆ Aluminum + PC allows best value price with good heat elimination.
- ◆ Full range color temperature 2700K, 3000K, 4000K, 5000K and 6000K for wide selection.
- ◆ Internal driver with 220-240VAC voltage input.
- ◆ Widely replacement for halogen lamps.
- ◆ Housing rotatable with angle of 30°

Model Number	Power Consumption	LED	CRI	Efficiency (lm/W)	Color Temperature	Beam Angle	Input Voltage	PFC	Light Intensity	Lumens	Dimmable
4622-WWW-WS 4622-WW-WS	6W	COB	80	84	2700±200K 3000±200K	36°	100-240VAC	>0.9	920 cd	505 lm	NO
4622-NW-WS 4622-NCW-WS 4622-CW-WS	6W	COB	80	88	4000±200K 5000±200K 6000±200K	36°	100-240VAC	>0.9	930 cd	525 lm	NO



Application

- Area: Indoor use only.
- Purpose: Accent lighting, local lighting.
- General lighting
- Hotel
- Hall / Lobby
- Jewelry store
- Theater
- BAR/Restaurant
- Store
- Art gallery
- Museum
- School

LED DOWN LIGHT

General characteristics


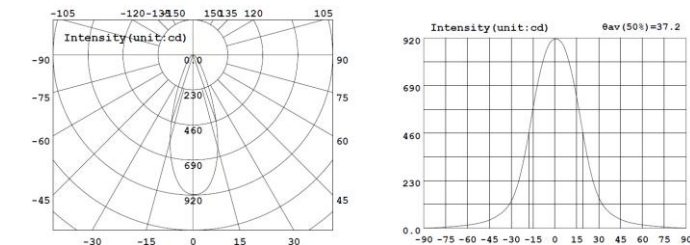
Model Number	Product name	Material	Driver	IP Rating	Dimension (mm)	Net Weight	Lifetime (hr)	Working Temperature
4622-XX-WS	LED down light	Aluminum + PC	Internal	IP40	Φ90×46	210g	40000	-5℃~+35℃

Packaging information

Packing: 40 PCS / carton	4622-XX-WS	
Box	118×118×87(mm)	230 g
Carton	62×39×27(cm)	12.0 kg


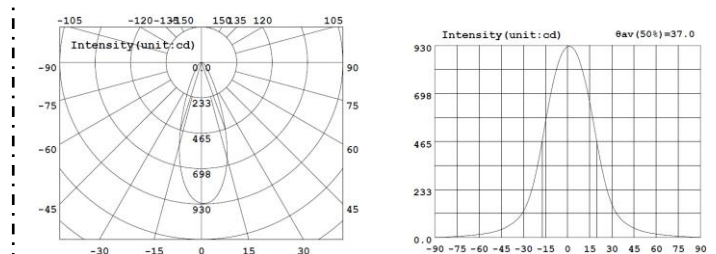


4622-WW-WS 36°



Height Lux Diameter

4622-CW-WS 36°



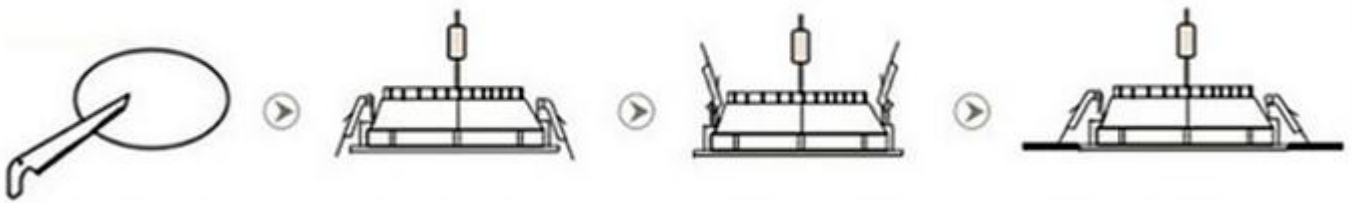
Height Lux Diameter



Important Caution

4. Not suitable for high temperature and moisture area.
5. Not suitable for heavy air-polluted area.
6. Not suitable for close system fixture.

Installation Instruction



Cut a suitable hole in ceiling → connect power cord well → insert down light → release spring clasp