

## Phase cut /Triac dimmable driver-PWM output KVF-TDWJ series 150W

### Whole Family

KVF-XXXXX-TDWJ 12V 24VDC

30W 60W 80W 96W 100W

120W 150W 200W 300W



### ■Features

- Output constant voltage
- UL, cUL listed, Class P, Type HL
- Universal AC input: 110-277VAC
- Power Factor: up to 0.99
- High efficiency : up to 85%
- Dimming range: 0-100%
- Load: 10-100%
- Protection:short circuit/over loading/ Over temperature
- PWM output, does not change the color index
- Full protection aluminum housing, for dry, damp location
- Flicker-free
- Compatible with Forward phase, Reverse phase, Triac, MLV, ELV Dimmers
- Cooling by free air convection
- Suitable for LED lighting and moving sign applications

### ■Specification

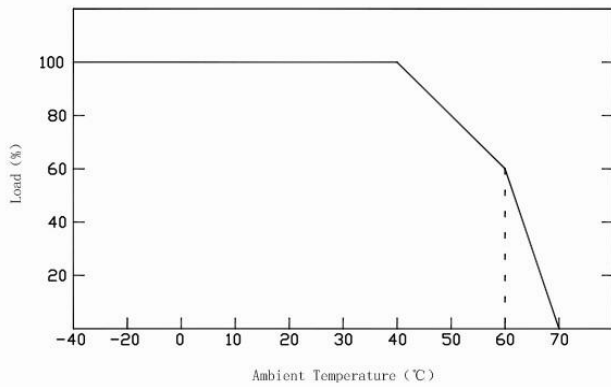
Model		KVF-12150-TDWJ	KVF-24150-TDWJ
Certificates		FCC UL cUL	FCC UL cUL
Output	DC Voltage	12V	24V
	Rated Current	12.5A	6.25A
	Rated Power	150W	
	Voltage Tolerance	±0.5V	
	Voltage Regulation	±0.5%	
	Load Regulation	±2%	±1%
Input	Voltage Range	110-277VAC	
	Frequency Range	47-63Hz	
	Power Factor (Typ.) @ full load	0.98@120VAC 0.95@277VAC	0.99@120VAC 0.94@277VAC
	THD (Typ.) @ full load	<20%	
	Efficiency (Typ.) @ full load	85%	85%
	AC Current (Max.)	1.8A@110VAC	
	Inrush Current (Typ.)	15A, 50%, 1.4ms	
	Leakage current	<0.5mA	
Protection	Short Circuit	shut down o/p voltage, re-power on to recover after fault condition is removed	
	Over Loading	≤120% constant current limiting, auto-recovery	
	Over temperature	100℃±10℃ shut down o/p voltage, automatically recover after cooling.	
Environment	Working TEMP.	-40~+60℃ (see below derating curve)	
	Working Humidity	20~90% RH, non-condensing	
	Storage TEMP. Humidity	-40~+80℃, 10~95%RH	
	TEMP .coefficient	±0.03%/℃ (0~50℃)	
	Vibration	10~500Hz, 5G 10min./1 cycle,period for 60min. each along X,Y,Z axes	
Safety& EMC	Safety standards	UL8750	
	Withstand voltage	I/P-O/P:1.88KVAC	
	Isolation resistance	I/P-O/P:100MΩ/500VDC/25℃/70%RH	
	EMC EMISSION	FCC Part 15 B	
others	Net. Weight	1.8Kg	
	Size	260*103*46mm (L*W*H)	
	packing	10PCS/CTN	

## Phase cut /Triac dimmable driver-PWM output KVF-TDWJ series 150W

### Notes

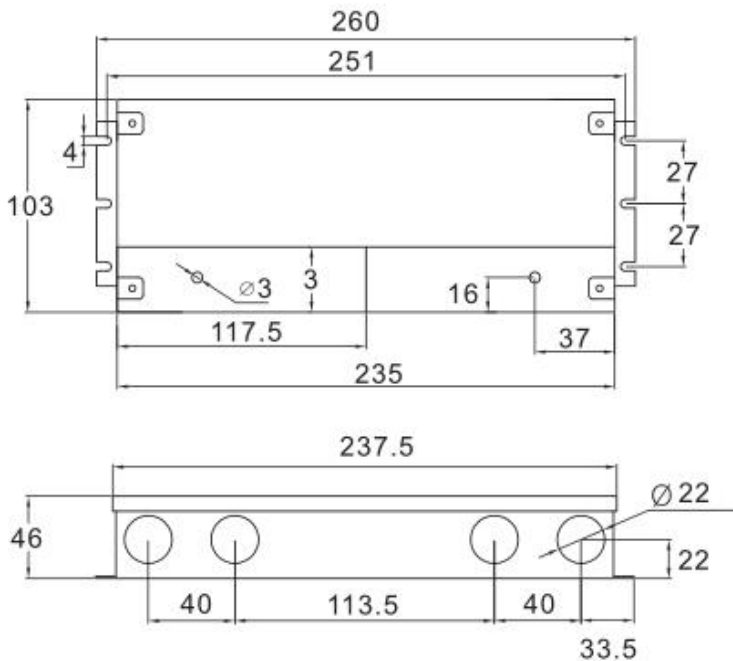
1. All parameters if NOT specially mentioned are measured at 120VAC input , rated load and 25°C of ambient temperature.
2. To extend the driver's using life ,please reduce the loading at lower input voltage.

### Derating Curve



※To extend their life, please refer to the Derating Curve and derate according to the temperature.

### Mechanical Specification



Unit: mm

Tolerance: P 0.5-2mm

※ Input wire 18AWG Black and White to be connected to AC L and N ,Green wire go ground,

※Output wire 14AWG Red to LED Positive side (+) , Black to LED Negative side (-).

### Dimming Operation

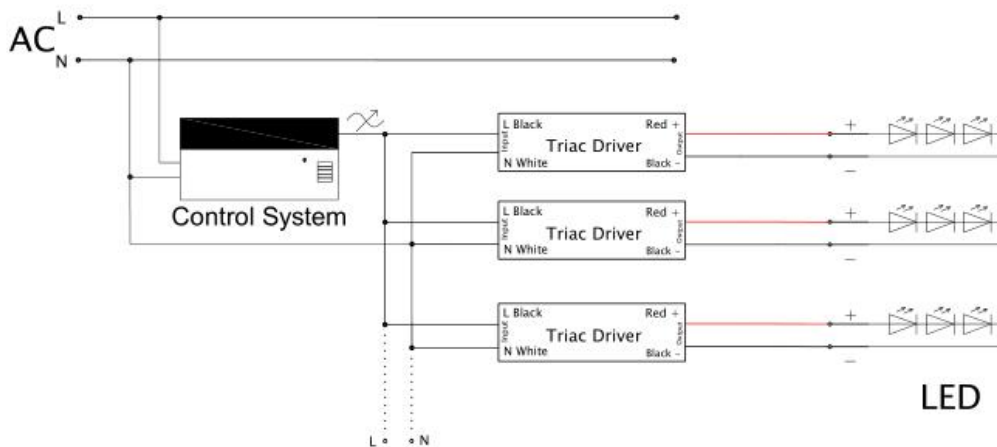
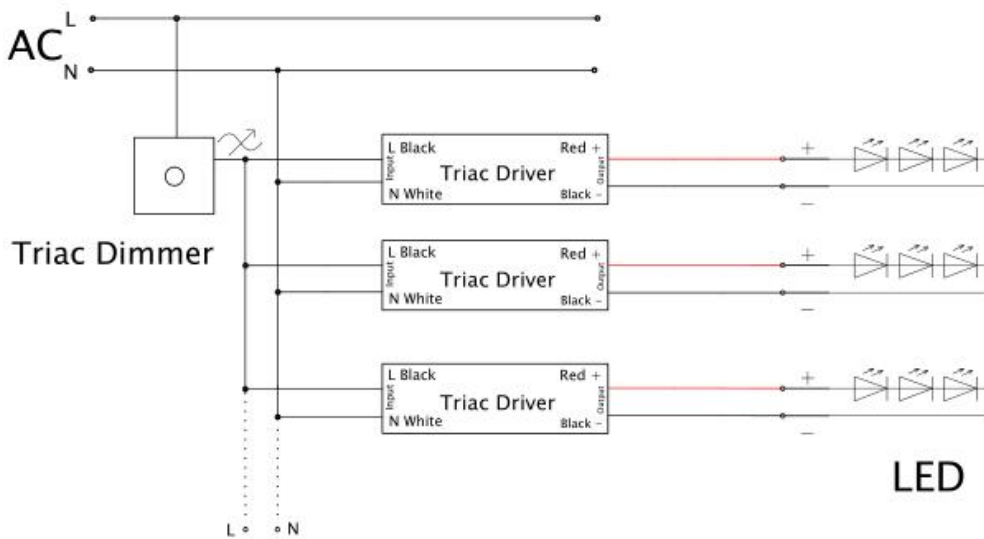
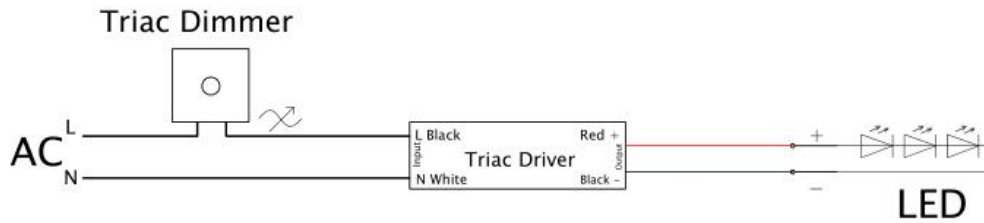
※The Pulse-Width Modulation (PWM) of output voltage can be adjusted through input terminal of the AC phase line(L) by connection a phase/triac dimmer.

※Usually matching with Forward phase , leading edge , Magnetic low voltage, triac dimmers, or Reverse phase, trailing edge ,Electric low voltage Dimmers.

## Phase cut /Triac dimmable driver-PWM output KVF-TDWJ series 150W

※Please try to use dimmers with power at least 1.5 times as the output power of the driver.

### ■ Connecting Diagram



### ■ Instruction:

- 1) This driver should be installed by qualified and professional person;
- 2) Please make sure the driver is installed with adequate ventilation around it to allow for heat dissipation.
- 3) Ensure that wiring is correct before test in order to avoid light and power supply damage;
- 4) If driver Cannot work normally, don't maintain privately; Have any question, please contact Zhuhai Shengchang.